

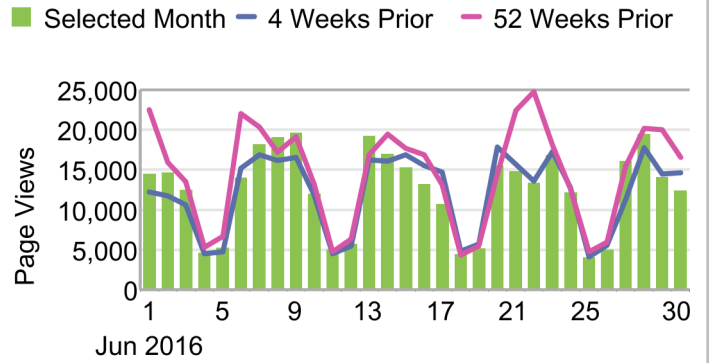
Page Views

OffShore - No Digital Editions
June 2016

Date	Selected Month	4 Weeks Prior
Jun 1, 2016	14,507	12,202
Jun 2, 2016	14,604	11,760
Jun 3, 2016	12,470	10,592
Jun 4, 2016	4,575	4,473
Jun 5, 2016	5,244	4,753
Jun 6, 2016	14,015	15,199
Jun 7, 2016	18,176	16,910
Jun 8, 2016	19,026	16,128
Jun 9, 2016	19,645	16,597
Jun 10, 2016	11,956	11,931
Jun 11, 2016	5,005	4,517
Jun 12, 2016	5,670	5,503
Jun 13, 2016	19,178	16,233
Jun 14, 2016	16,939	16,114
Jun 15, 2016	15,289	16,903
Jun 16, 2016	13,213	15,508
Jun 17, 2016	10,701	14,682
Jun 18, 2016	4,416	4,803
Jun 19, 2016	5,148	5,739
Jun 20, 2016	15,549	17,849
Jun 21, 2016	14,765	15,646
Jun 22, 2016	13,337	13,560
Jun 23, 2016	16,823	17,322
Jun 24, 2016	12,157	12,755
Jun 25, 2016	4,026	4,067
Jun 26, 2016	5,015	5,571
Jun 27, 2016	16,062	11,294
Jun 28, 2016	19,467	17,799
Jun 29, 2016	14,083	14,507
Jun 30, 2016	12,363	14,604
Total	373,424	365,521

Page Views

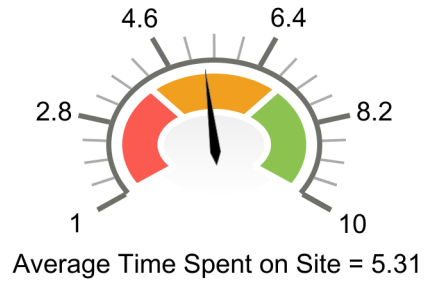
OffShore - No Digital Editions
June 2016



Average Time Spent on Site

OffShore - No Digital Editions
June 2016

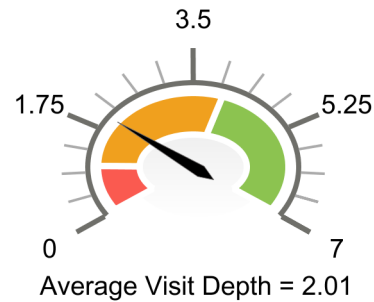
Low Medium High



Average Visit Depth

OffShore - No Digital Editions
June 2016

Low Medium High



OffShore Monthly (End of Month)

Created: Jul 01, 2016 4:01 AM CDT



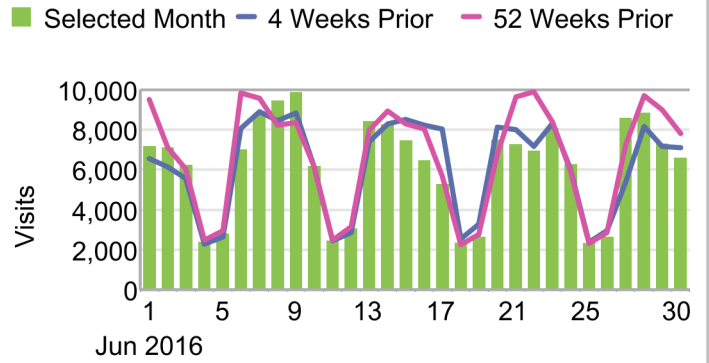
Visits

OffShore - No Digital Editions
June 2016

Date	Selected Month	4 Weeks Prior
Jun 1, 2016	7,178	6,564
Jun 2, 2016	7,100	6,147
Jun 3, 2016	6,223	5,574
Jun 4, 2016	2,376	2,281
Jun 5, 2016	2,789	2,652
Jun 6, 2016	7,006	8,065
Jun 7, 2016	8,789	8,901
Jun 8, 2016	9,458	8,454
Jun 9, 2016	9,873	8,827
Jun 10, 2016	6,183	6,174
Jun 11, 2016	2,455	2,452
Jun 12, 2016	3,046	2,856
Jun 13, 2016	8,432	7,405
Jun 14, 2016	8,253	8,289
Jun 15, 2016	7,473	8,516
Jun 16, 2016	6,455	8,222
Jun 17, 2016	5,277	8,049
Jun 18, 2016	2,341	2,529
Jun 19, 2016	2,630	3,274
Jun 20, 2016	7,500	8,147
Jun 21, 2016	7,268	7,993
Jun 22, 2016	6,933	7,178
Jun 23, 2016	8,079	8,344
Jun 24, 2016	6,285	6,052
Jun 25, 2016	2,322	2,372
Jun 26, 2016	2,625	2,955
Jun 27, 2016	8,601	5,355
Jun 28, 2016	8,832	8,164
Jun 29, 2016	7,315	7,178
Jun 30, 2016	6,594	7,100
Total	185,481	185,934

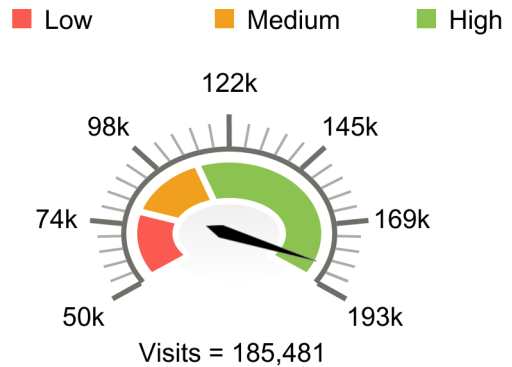
Visits

OffShore - No Digital Editions
June 2016



Visits

OffShore - No Digital Editions
June 2016



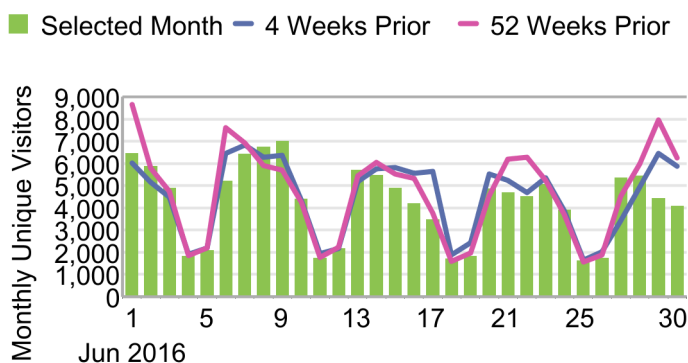
Monthly Unique Visitors

OffShore - No Digital Editions
June 2016

Date	Selected Month	4 Weeks Prior
Jun 1, 2016	6,460	6,005
Jun 2, 2016	5,877	5,155
Jun 3, 2016	4,892	4,499
Jun 4, 2016	1,830	1,902
Jun 5, 2016	2,073	2,196
Jun 6, 2016	5,212	6,446
Jun 7, 2016	6,431	6,820
Jun 8, 2016	6,734	6,282
Jun 9, 2016	7,008	6,358
Jun 10, 2016	4,398	4,327
Jun 11, 2016	1,746	1,944
Jun 12, 2016	2,166	2,173
Jun 13, 2016	5,707	5,175
Jun 14, 2016	5,465	5,750
Jun 15, 2016	4,886	5,827
Jun 16, 2016	4,205	5,548
Jun 17, 2016	3,468	5,657
Jun 18, 2016	1,717	1,891
Jun 19, 2016	1,834	2,443
Jun 20, 2016	4,871	5,515
Jun 21, 2016	4,695	5,247
Jun 22, 2016	4,507	4,679
Jun 23, 2016	5,065	5,368
Jun 24, 2016	3,899	3,889
Jun 25, 2016	1,614	1,638
Jun 26, 2016	1,747	2,016
Jun 27, 2016	5,345	3,409
Jun 28, 2016	5,446	4,937
Jun 29, 2016	4,419	6,460
Jun 30, 2016	4,086	5,877
Total	127,803	135,433

Monthly Unique Visitors

OffShore - No Digital Editions
June 2016



Pages

OffShore - No Digital Editions
June 2016

Page	Page Views	
1. index	54,076	14.5%
2. articles 2016...as-production	4,078	1.1%
3. hallmark reg -...bscriber info	3,009	0.8%
4. PNEC Confer...-Event Home	2,912	0.8%
5. articles slide...oto-of-the-day	2,859	0.8%
6. all-offshore-articles	2,715	0.7%
7. Offshore News-LatestNews	2,704	0.7%
8. maps-posters	2,591	0.7%
9. iPhone Latest News Listings	2,588	0.7%
10. articles 2016 ...-intervention	2,448	0.7%
11. articles 2016 ...a-recruitment	2,311	0.6%
12. vessels us-gulf-of-mexico	2,256	0.6%
13. articles 2016 ...hnp-to-merge	2,100	0.6%
14. articles 2016 0...l-glut-is-over	2,048	0.5%
15. articles 2016...-development	1,949	0.5%
16. vessels	1,935	0.5%
17. articles 2016...hore-malaysia	1,892	0.5%
18. km - offshore	1,761	0.5%
19. 06 offshore-p...-day.image=1	1,700	0.5%
20. articles 2016...ffshore-egypt	1,654	0.4%
21. Deepwater...m_HomePage	1,650	0.4%
22. PipelineWeek...erence Home	1,536	0.4%
23. drilling-completion	1,473	0.4%
24. articles 2016 ...eline-contract	1,471	0.4%
25. pipeline-transportation	1,451	0.4%
26. articles 201...hore-sarawak	1,346	0.4%
27. geology-geophysics	1,345	0.4%
Total	373,424	

Referring Domains

OffShore - No Digital Editions
June 2016

Referring Domains	Page Views (event2)		
1. ecn5.com	96,986	27.2%	
2. Typed/Bookmarked	70,745	19.9%	
3. google.com	47,822	13.4%	
4. google.co.uk	17,482	4.9%	
5. bing.com	7,453	2.1%	
6. google.co.in	7,419	2.1%	
7. google.com.sg	5,255	1.5%	
8. google.no	4,146	1.2%	
9. google.com.au	3,811	1.1%	
Total	355,973		

Topic Traffic

OffShore - No Digital Editions
June 2016

Topic	Page Views		
1. vessels	28,051	12.2%	
2. subsea	27,276	11.9%	
3. drilling	24,415	10.6%	
4. oilfield_development	21,030	9.2%	
5. business_briefs	20,363	8.9%	
6. oil_production	20,165	8.8%	
7. deepwater	15,399	6.7%	
8. regional_oil_reports	13,193	5.7%	
9. north_sea_europe	11,659	5.1%	
Total	229,541		

SubTopic Traffic

OffShore - No Digital Editions
June 2016

SubTopic	Page Views		
1. business_briefs...t_engineering	8,550	55.5%	
2. business_briefs/company_news	5,880	38.2%	
3. business_briefs..._on_the_move	541	3.5%	
4. special_reports/france	157	1.0%	
5. petroleum/offshore	88	0.6%	
6. special_reports/sweden	75	0.5%	
7. special_reports/norway	57	0.4%	
8. special_reports/port_fourchon	26	0.2%	
9. petroleum/gas_processing_lng	10	0.1%	
Total	15,403		

Article pages

OffShore - No Digital Editions
June 2016

Page	Page Views		
1. articles 2016...as-production	4,078	2.0%	
2. articles slide...oto-of-the-day	2,859	1.4%	
3. all-offshore-articles	2,715	1.3%	
4. articles 2016 ...-intervention	2,448	1.2%	
5. articles 2016 ...a-recruitment	2,311	1.1%	
6. articles 2016...nip-to-merge	2,100	1.0%	
7. articles 2016 ...-glut-is-over	2,048	1.0%	
8. articles 2016...-development	1,949	1.0%	
9. articles 2016...hore-malaysia	1,892	0.9%	
10. articles 2016...ffshore-egypt	1,654	0.8%	
11. articles 2016 ...eline-contract	1,471	0.7%	
12. articles 201...hore-sarawak	1,346	0.7%	
13. articles 2016 ...l-by-next-year	1,298	0.6%	
14. articles 2016 ...co-s-rig-costs	1,269	0.6%	
15. articles 2016 ...-rig-deferrals	1,247	0.6%	
16. articles 2016 ...heen-oil-field	1,239	0.6%	
17. articles 2016 ...a-step-closer	1,185	0.6%	
18. articles 2016 ...ore-egypt-play	1,096	0.5%	
19. articles 2016 ...pes-for-future	1,045	0.5%	
20. articles 2016...e-nova-scotia	980	0.5%	
21. articles print...truction-phas	937	0.5%	
22. articles 2016 ...-offshore-fsru	848	0.4%	
23. articles 2016 ...ing-this-year	839	0.4%	
24. articles print ...ll-on-drilling	835	0.4%	
25. articles 2016 ...-platform-well	785	0.4%	
26. articles print...rket-downturn	773	0.4%	
27. articles 2016 ...bsea-tiebacks	752	0.4%	
28. articles 2016 ...-through-2020	706	0.3%	
29. articles 2016 ...offshore-libya	701	0.3%	
30. articles slide...oto-of-the-day	699	0.3%	
31. articles 2016...-newfoundland	678	0.3%	
32. articles 2016 ...oration-focus	674	0.3%	
33. articles 2016...-says-analyst	661	0.3%	
34. articles 2016...ore-malaysia	659	0.3%	
35. articles 2016 ...in-fps-market	653	0.3%	
36. articles 2016...fshore-brunei	635	0.3%	
37. articles print...rocess-needs-	614	0.3%	
38. articles 2016 ...ride-downturn	602	0.3%	
39. articles print...-seismic-serv	599	0.3%	
40. articles 2016...ffshore-egypt	594	0.3%	
41. articles 2016 ...e-middle-east	578	0.3%	
42. articles 2016 ...ces-of-brexit	570	0.3%	
43. articles 2016...sea-connector	568	0.3%	
44. articles 2016 ...ter-bid-round	565	0.3%	
Total	203,327	54.4%	

Search Keywords

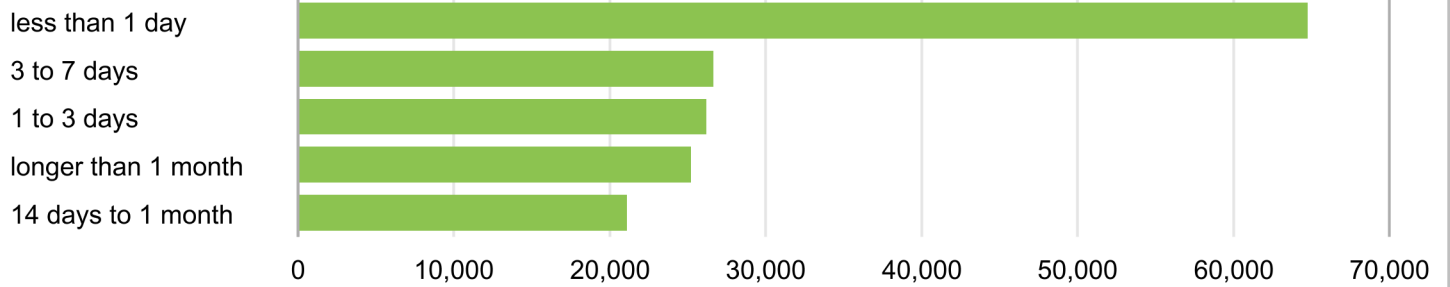
OffShore - No Digital Editions
June 2016

Search Keywords - All	Page Views (event2)		Searches	
1. Unspecified	210,309	59.1%	0	0.0%
2. Keyword Unavailable	136,093	38.2%	96,030	93.7%
3. offshore magazine	214	0.1%	75	0.1%
4. offshore	137	0.0%	69	0.1%
5. offshore mag	85	0.0%	31	0.0%
6. offshore news	74	0.0%	33	0.0%
7. subsea news	56	0.0%	20	0.0%
8. youth empowerment in nigeria 2016	46	0.0%	30	0.0%
9. offshore industry new	44	0.0%	2	0.0%
10. australia offshore developments	41	0.0%	1	0.0%
11. deep offshore tech conference galveston	38	0.0%	1	0.0%
12. offshore photo	37	0.0%	3	0.0%
13. 2016 youth empowerment	36	0.0%	3	0.0%
14. oil field in asia	35	0.0%	6	0.0%
15. fiels supply ship zhejiang	32	0.0%	2	0.0%
16. www.offshore-mag.com	31	0.0%	6	0.0%
17. bonga oil company in nigeria	28	0.0%	1	0.0%
18. fpso bertam	27	0.0%	1	0.0%
19. oil drilling in ghana african sea	27	0.0%	1	0.0%
20. nyse:fti	26	0.0%	22	0.0%
21. offshore learning center	25	0.0%	5	0.0%
22. subsea gulf of mexico	23	0.0%	4	0.0%
23. lukoil kaliningradmorneft	23	0.0%	3	0.0%
24. usan fpso	23	0.0%	3	0.0%
25. offshore oi	23	0.0%	2	0.0%
26. offshore oil and gas	22	0.0%	7	0.0%
27. oil price outlook 2017	22	0.0%	1	0.0%
28. deep offshore technology international 2016	20	0.0%	4	0.0%
29. sbm espardarte turret	19	0.0%	4	0.0%
30. rig news	19	0.0%	3	0.0%
31. offshore drill in the gulf of mexico	19	0.0%	3	0.0%
32. thunderhorse floating production installation	19	0.0%	3	0.0%
33. exxon oil drilling rig in gulf of mexico	19	0.0%	1	0.0%
34. offshore magazin news	19	0.0%	1	0.0%
35. trssv	18	0.0%	7	0.0%
36. offshore morocco 2016	18	0.0%	4	0.0%
37. deepwater conference galviston	18	0.0%	1	0.0%
38. www.newoffshorepost.com	18	0.0%	1	0.0%
39. gas and pipeline show	18	0.0%	1	0.0%
40. offshore platforms gulf of mexico	17	0.0%	4	0.0%
41. topsides conference	17	0.0%	3	0.0%
42. north sea well drilling	17	0.0%	2	0.0%
43. dwellop norway	17	0.0%	1	0.0%
44. gulf of mexico oil monopod	16	0.0%	14	0.0%
Total	355,973		102,511	

Return Frequency

OffShore - No Digital Editions
June 2016

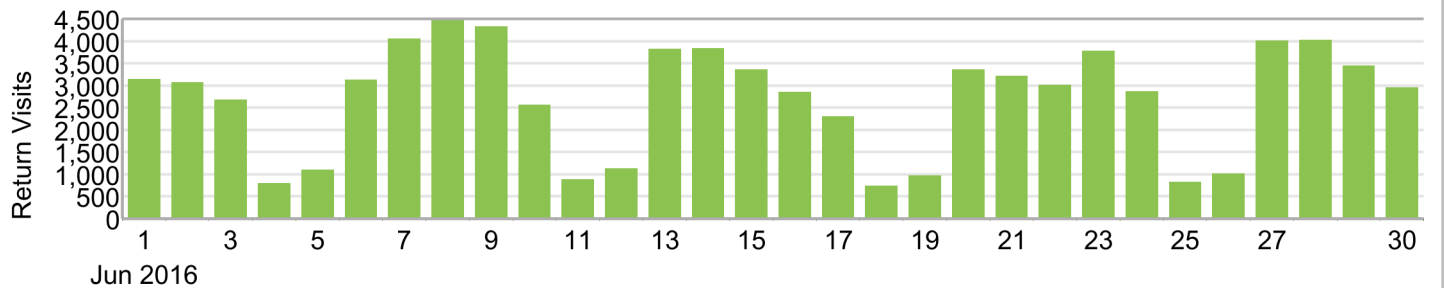
■ Page Views



Return Visits

OffShore - No Digital Editions
June 2016

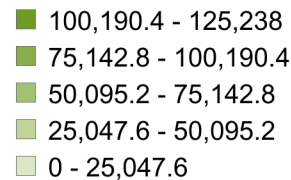
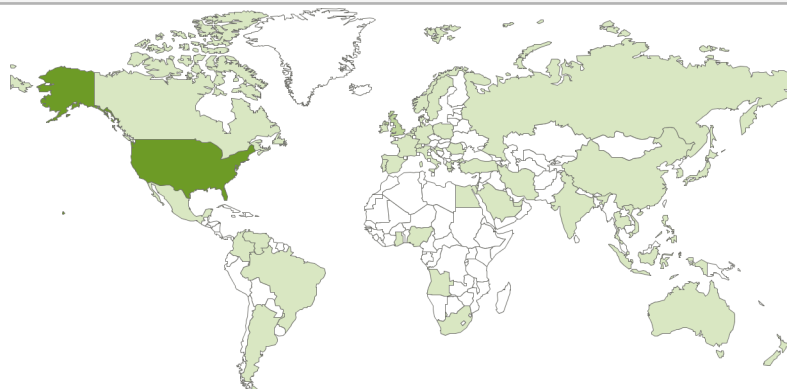
■ Selected Month



Date	Selected Month
Jun 1, 2016	3,137
Jun 2, 2016	3,072
Jun 3, 2016	2,680
Jun 4, 2016	796
Jun 5, 2016	1,097
Jun 6, 2016	3,121
Jun 7, 2016	4,048
Jun 8, 2016	4,470
Jun 9, 2016	4,324
Jun 10, 2016	2,556
Jun 11, 2016	887
Jun 12, 2016	1,126

Countries

OffShore - No Digital Editions
June 2016



Page Views

Country	Page Views	
United States	125,238	33.5%
United Kingdom	41,961	11.2%
India	15,297	4.1%
Singapore	15,277	4.1%
Malaysia	13,254	3.5%
France	12,071	3.2%
Norway	11,661	3.1%
Netherlands	10,092	2.7%
China	9,677	2.6%
Australia	9,387	2.5%
Canada	7,555	2.0%
Brazil	6,774	1.8%
United Arab Emirates	6,411	1.7%
Nigeria	5,979	1.6%
Korea - South	5,963	1.6%
Mexico	5,293	1.4%
Italy	5,263	1.4%
Germany	5,006	1.3%
Japan	4,929	1.3%
Indonesia	4,308	1.2%
Russian Federation	2,912	0.8%
Spain	2,494	0.7%
Saudi Arabia	2,234	0.6%
Iran (Islamic Republic of)	2,192	0.6%
Denmark	2,135	0.6%
Egypt	2,110	0.6%
Thailand	1,923	0.5%
South Africa	1,703	0.5%
Philippines	1,697	0.5%
New Zealand	1,389	0.4%
Qatar	1,229	0.3%
Hong Kong	1,191	0.3%
Total	373,424	